



PS Plus 3 – Prisons

Marek Musiol
Lead Research Statistician
PS Plus
Marek.Musiol@hmps.gsi.gov.uk

Adam Bennett
Statistics Officer
PS Plus
Adam.Bennett@hmps.gsi.gov.uk

Lucy Pendlebury
Statistics Officer
PS Plus
Lucy.Pendlebury@hmps.gsi.gov.uk



NOMS National Offender
Management Service
Working together to reduce re-offending

Contents

Introduction.....	Page 2
Section 1 – Demographics	
Intended Release Areas.....	Page 3
Reasons for Leaving the Project.....	Page 4
Diversity.....	Page 5-6
Assessed Needs.....	Page 7-8
Risk.....	Page 9
Offences.....	Page 10
Motivation.....	Page 11
Section 2 – Assistance Received	
Soft Outcomes - Summary.....	Page 12
Soft Outcomes - Qualifications.....	Page 13
Hard ETE Outcomes.....	Page 14
All Outcomes - Summary.....	Page 15

Introduction

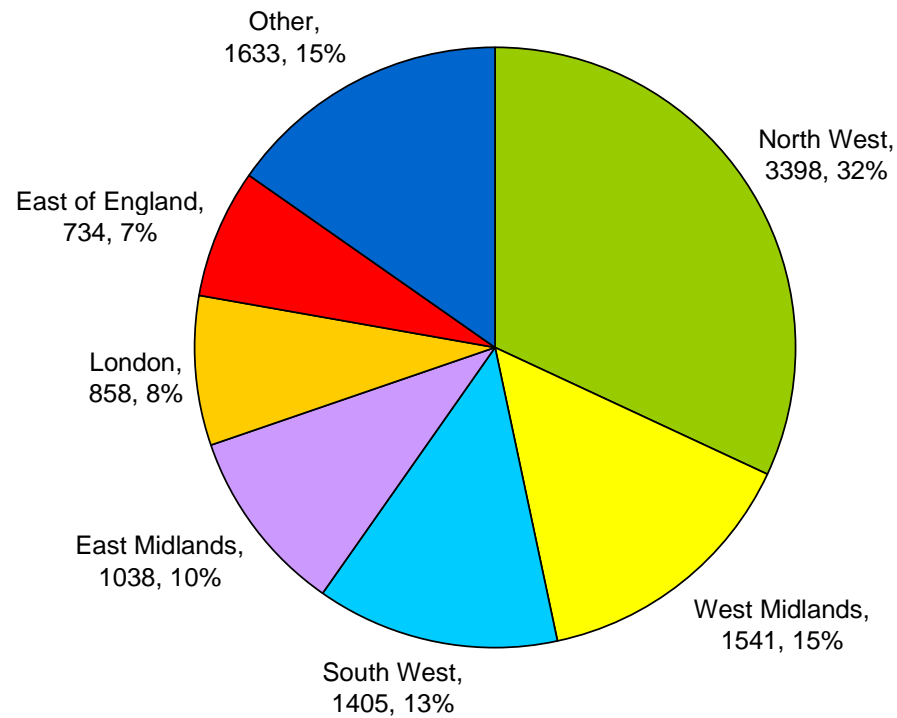
This report has been compiled to give information about the offenders – beneficiaries – worked with in PS Plus 3 prisons.

PS Plus 3 consisted of three projects: the main project ran for 14 months between 1st April 2007 and 30th June 2008 in 17 establishments; the LINK project ran for 9 months between 1st April 2007 and 31st December 2007 in 6 establishments and the Inclusion project ran for 12 months between 1st January and 31st December 2007 in HMP Risley. Overall, **10,607** beneficiaries were started on PS Plus 3 while in custody. 9129 (86%) of the beneficiaries who started the project in prison were male, while 1478 female beneficiaries started the project in the 3 female prisons worked with.

This report will firstly show the background of the beneficiaries worked with on the project (section 1), followed by the intervention given and outcomes gained from PS Plus 3 intervention (section 2).

Information in the report has been obtained from the PS Plus developed CATS database (Case Assessment and Tracking System).

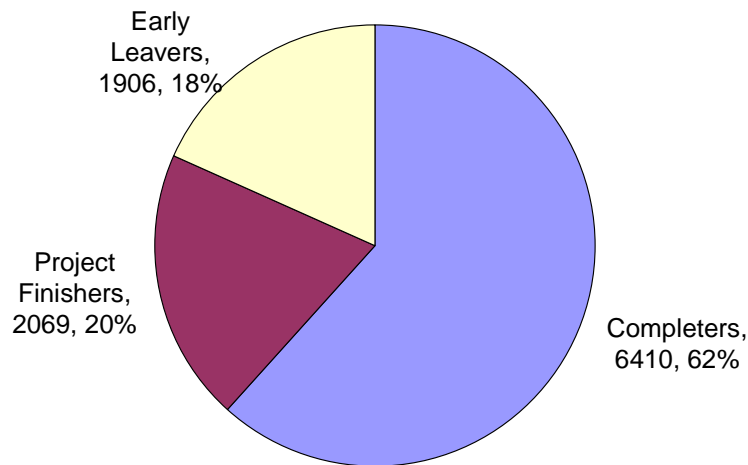
Intended Release Areas



Breakdown of beneficiaries' intended release areas

- 32% (3398) of beneficiaries started in prison intended to live in the North West on release.
- 5% (566) intended to live in Wales, Scotland or Northern Ireland on release.

Reasons for Leaving the Project While in Custody



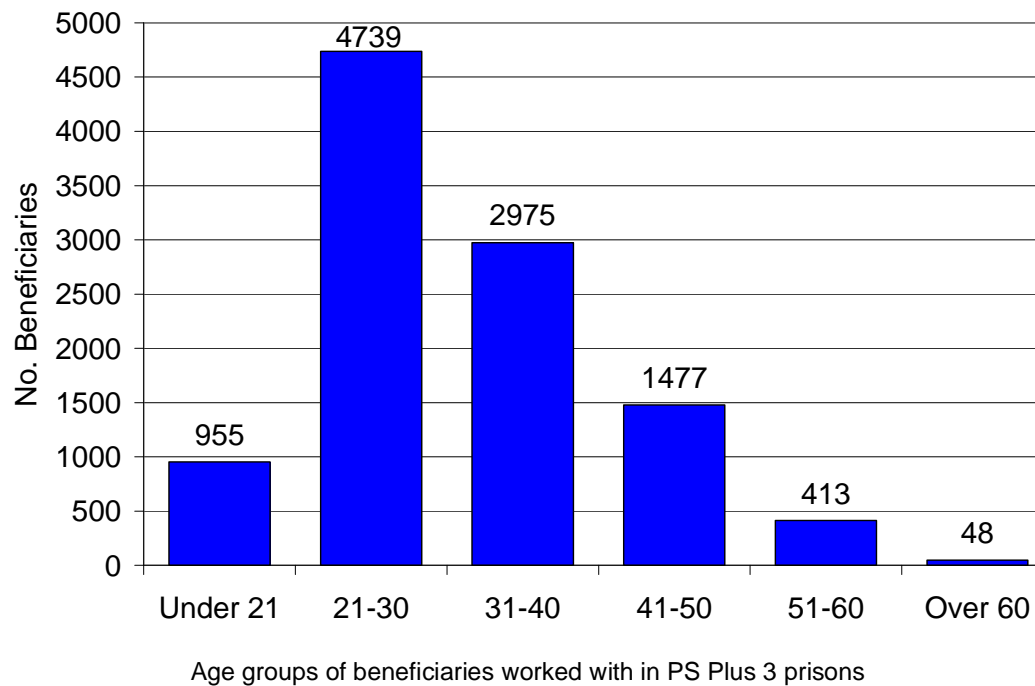
How beneficiaries left the project while in custody

<u>Reason for leaving early</u>	<u>No. bens</u>
Transferred to non-PS Plus establishment	1549
Other	179
Absconded	102
Decided not to continue on project	76
TOTAL	1906

Reasons for leaving the project early while In custody

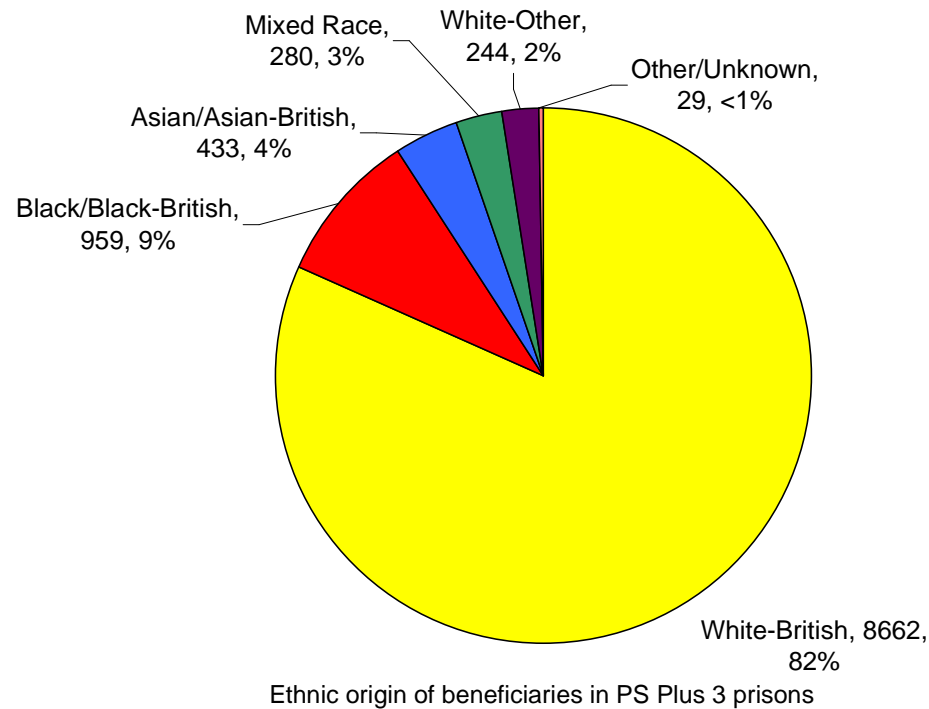
- 6410 (62%) beneficiaries were *completers* – they left PS Plus when they were released from custody.
- 2069 (20%) beneficiaries were *project finishers* – they completed the project in May/June 2008 before their release date due to the closure of the PS Plus project.
- A further 1906 (18%) beneficiaries were *early leavers*. The most common reason for leaving the project early was due to transfer to another establishment. In total 2017 beneficiaries transferred to another establishment while on the project, with 1549 (77%) of them transferring to a non-PS Plus establishment and 468 (23%) of them being recaptured by another PS Plus establishment.
- Over 270 beneficiaries were able to be worked with by PS Plus Probation on returning to the community.

Diversity: Age



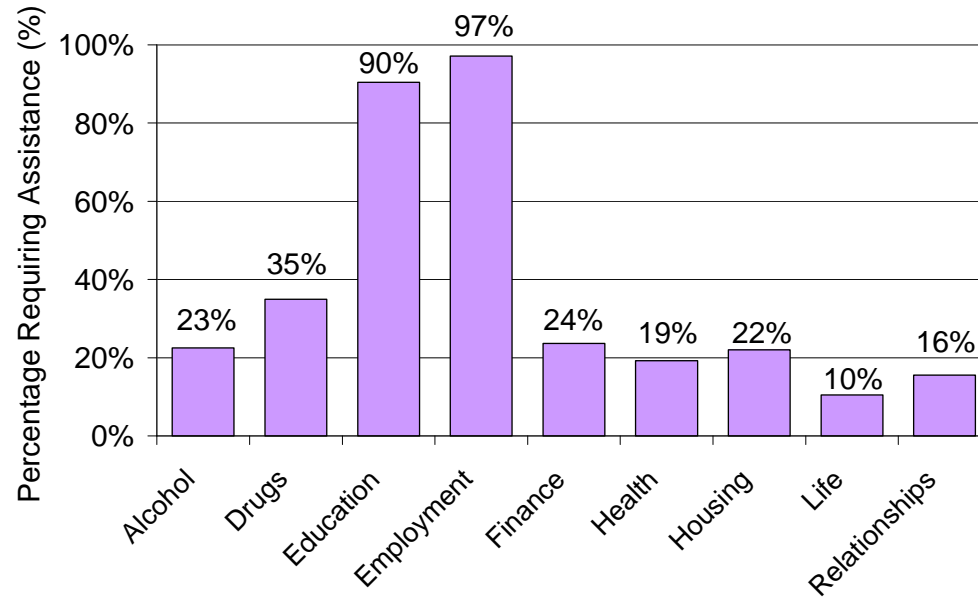
- The average (mean) age of PS Plus beneficiaries on starting the project was 31 years 6 months.
- The most common age group is 21-30.
- There were 955 beneficiaries aged under 21, and 48 beneficiaries aged over 60.

Diversity: Ethnic Origin and Nationality



- 82% (8662) of beneficiaries started in PS Plus prisons were White-British. Ethnic minorities accounted for 18% of the PS Plus population.
- 97% (10,322) of beneficiaries were from the United Kingdom. PS Plus worked with 272 people from outside the United Kingdom and of these, 145 were from outside the European Union. ESF constraints require that all PS Plus beneficiaries must be eligible to work in the U.K. 13 beneficiaries did not have their nationality recorded.

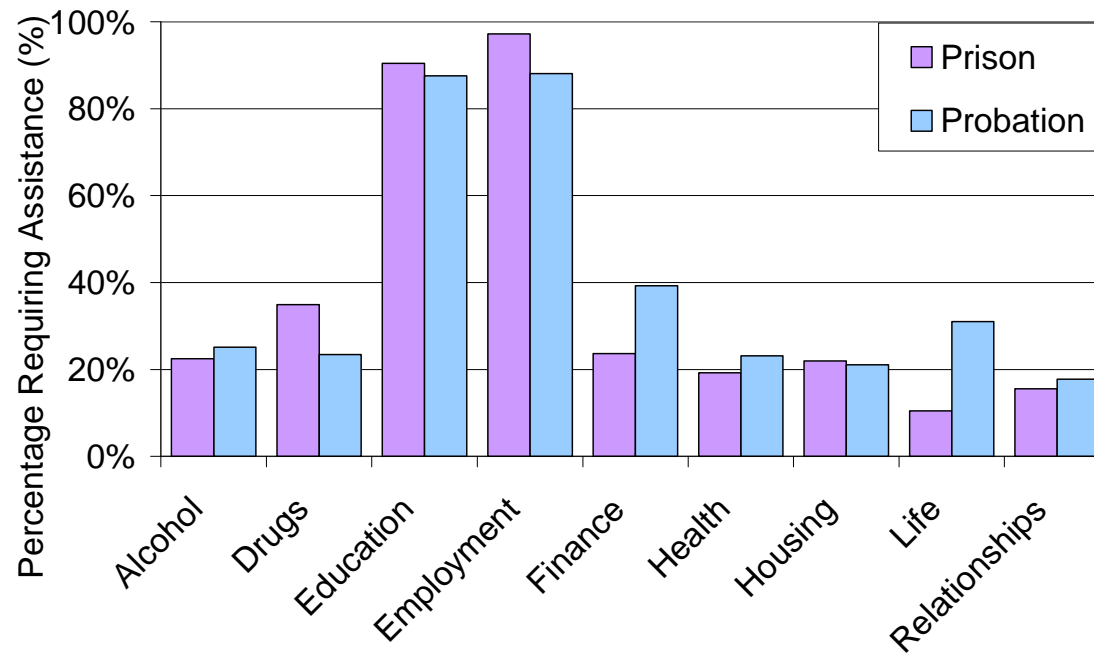
Assessed Needs



Needs of beneficiaries according to assessments

- Every beneficiary required assistance with either employment or education. 10,308 (97%) beneficiaries needed help with employment, while 9590 (90%) identified a need for help with education.
- 22% (2332) of beneficiaries needed help with housing, and 6% (687) were identified as having no fixed abode.
- 19% (2039) of beneficiaries needed some help with health issues, and 259 beneficiaries considered themselves disabled.
- 5120 beneficiaries identified a need for help with drugs or alcohol, which accounted for 48% of the total.

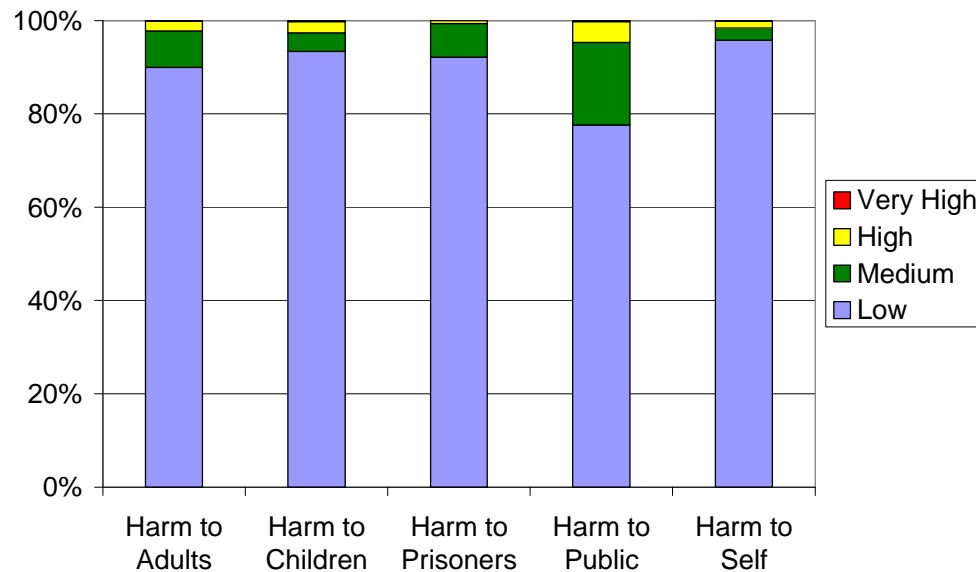
Assessed Needs – Comparison with PS Plus Probation Areas



Needs of beneficiaries worked with in prison compared to beneficiaries worked with by probation

- Statistical analysis shows that PS Plus beneficiaries worked with in prison are significantly *less* likely to have problems with alcohol, finance, health, life and relationship issues than beneficiaries worked with in PS Plus probation areas.
- Statistical analysis shows that PS Plus beneficiaries worked with in prison are significantly *more* likely to have problems with drugs, education and employment issues than beneficiaries worked with in PS Plus probation areas.

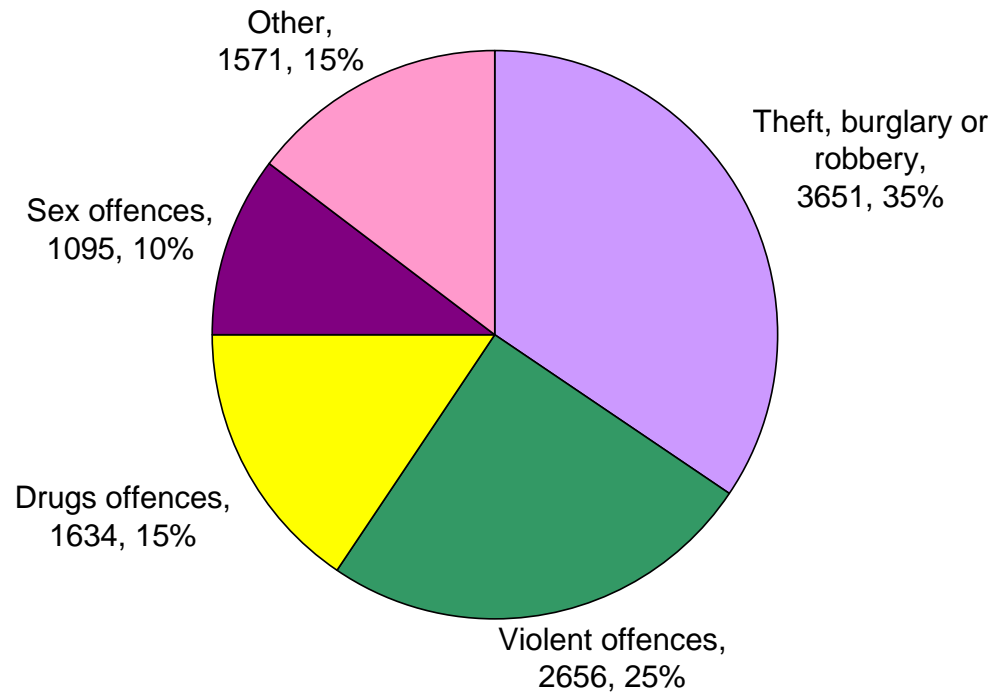
Risk



Beneficiaries' risk levels

- Approximately 20% of beneficiaries' risk was unknown towards adults, children, other prisoners and the public. Approximately 50% of beneficiaries' risk to themselves was unknown.
- Less than 1% were classed as very high risk in each category.
- Where the risk was known, over 90% of prisoners were classified as low risk of harm towards adults, children, other prisoners and themselves.
- Where the risk was known, the risk towards the public was low for 78% of beneficiaries.

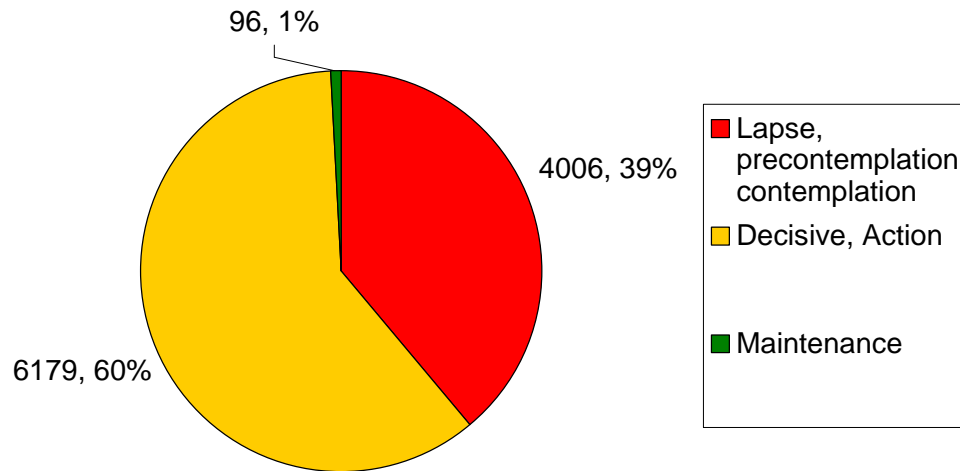
Offences



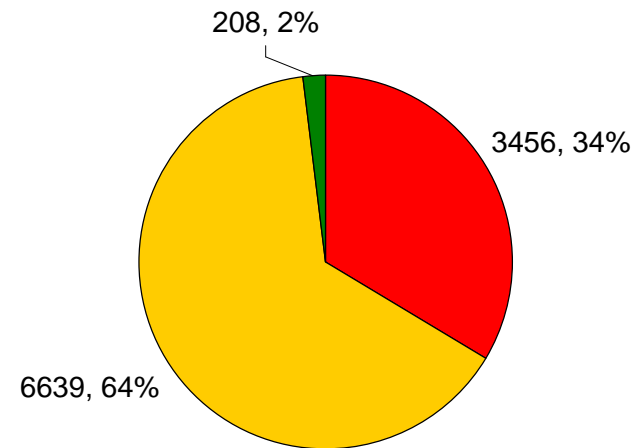
Offences committed by PS Plus beneficiaries

- The most common type of offence committed by PS Plus beneficiaries in prison establishments was theft/burglary/robbery, accounting for 35% of offences.
- Violent offences made up 25% of beneficiaries' offences.

Motivation



Beneficiaries' Starting Motivation



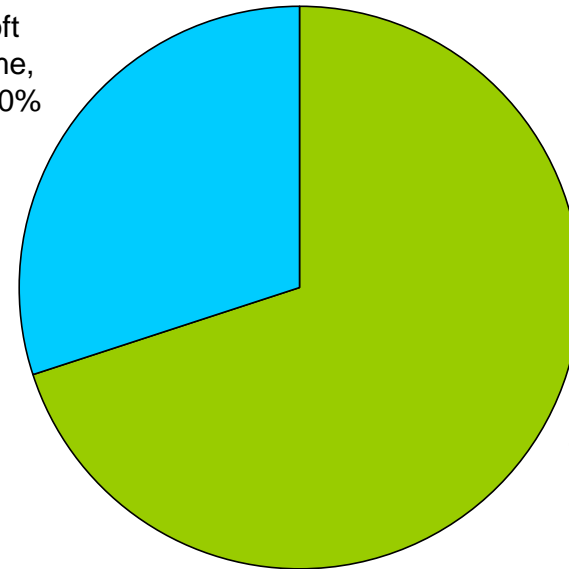
Beneficiaries' Finishing Motivation

- The proportion of beneficiaries whose motivation (where known) was lapse, pre-contemplation or contemplation decreased from 39% to 34%.
- 112 more beneficiaries had a motivation level of maintenance when beneficiaries' finishing motivation was calculated.

Soft Outcomes - Summary

<u>Soft Outcome</u>	<u>No. Outcomes</u>
Advice On Disclosure	5535
CV Assisted	1539
IAG Assistance	1401
Accessed Beneficiary Fund	1245
Non-NVQs Gained	924
Financial Literacy	695
NVQs Gained	615
Job Club	462
Rickter Assessment	452
Housing Information	318
Portfolio of Achievement	301
CSCS - Health And Safety Test	235
Job Interview	229
TOTAL	15,581

No Soft Outcome, 3186, 30%



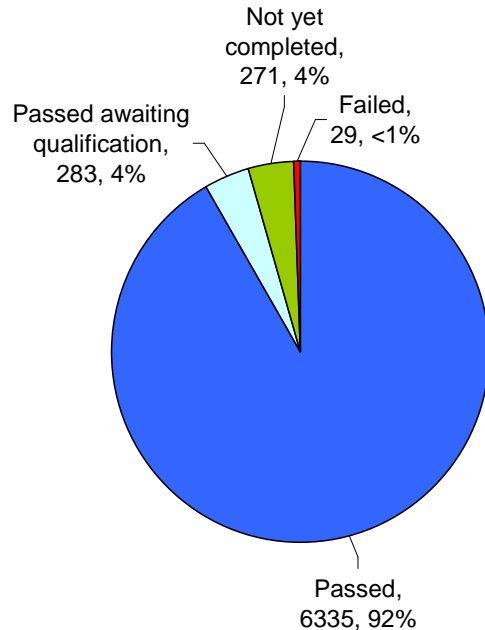
Gained Soft Outcome, 7483, 70%

Soft outcomes gained by beneficiaries

Percentage Gaining a Soft Outcome

- 15,581 soft outcomes were achieved by the 10,669 beneficiaries being worked with in prison.
- 70% (7483) of beneficiaries achieved at least one soft outcome whilst being worked with in prison.
- 5535 (52%) beneficiaries received Advice on Disclosure.

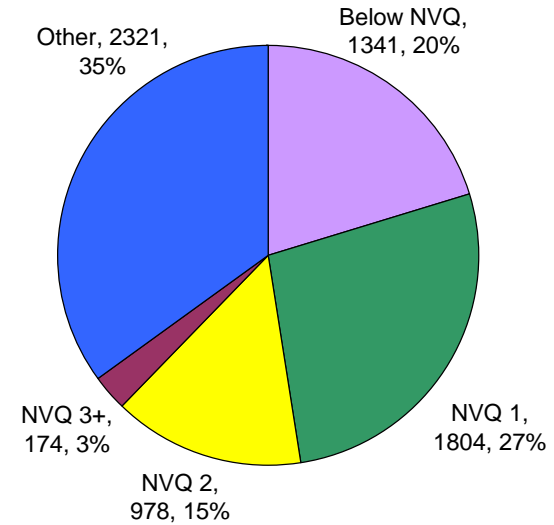
Soft Outcomes - Qualifications



Exams passed by beneficiaries

<u>Subject Passed</u>	<u>No. passed</u>
Literacy	1232
Numeracy	1211
IT/ECDL	497
Health & Safety	448
Food Hygiene	272
Art	211
Plant & Machinery	141
Painting & Decorating	112
Manual Handling	109
Bricklaying	106
Catering & Hospitality	81
FLT Training	78
Other Educ/Training	1381
Other Course	739
Total	6618

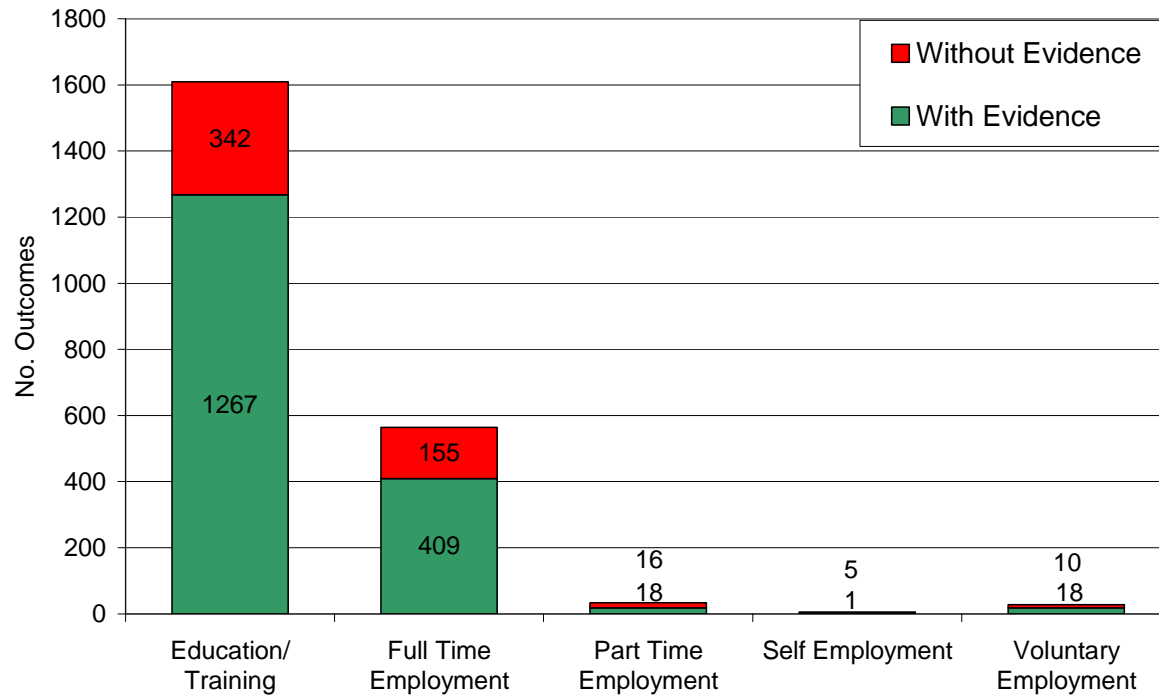
Subjects passed by beneficiaries



NVQs gained by beneficiaries

- 6618 exams were passed by beneficiaries in PS Plus prisons, with 271 yet to be completed. Only 27 exams were failed.
- PS Plus beneficiaries completed courses in a wide range of subjects, from educational courses to drug and alcohol awareness courses, for example, 2443 adult literacy and numeracy courses and 497 IT/ECDL courses were passed.
- 2956 NVQs (level 1 and above) have been gained by PS Plus beneficiaries.

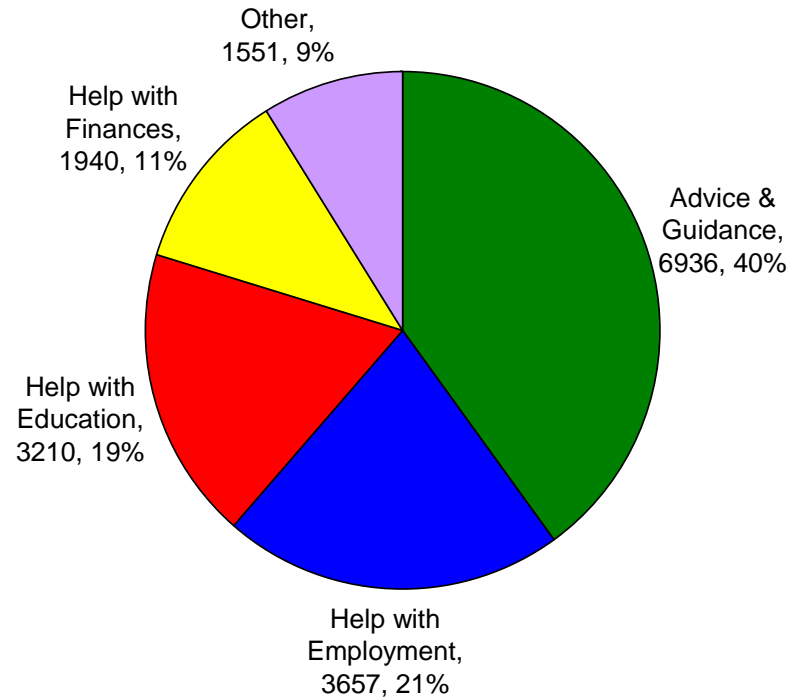
Hard ETE Outcomes



ESF Hard ETE outcomes achieved by beneficiaries

- 2241 hard outcomes were recorded by PS Plus prisons.
- 1713 hard outcomes had sufficient evidence for ESF auditing purposes.
- Beneficiaries in prison achieved 1267 education/training outcomes and 446 employment outcomes.

All Outcomes - Summary



Summary of All Outcomes Gained on PS Plus 3

- In total, 17,294 outcomes were achieved by beneficiaries worked with in PS Plus 3 prisons.
- 21% (3657) of these outcomes have helped improve beneficiaries' employability, from writing CVs to gaining full-time employment.
- 357 housing outcomes and 522 motivation outcomes were achieved by beneficiaries in PS Plus prisons.